

Product Specification

Job Name _____
 Job Location _____
 Engineer _____
 Approval _____

Contractor _____
 Approval _____
 Contractor's P.O. No. _____
 Representative _____

LEAD FREE*

Series LFe480 and LFG480 Lavatory Tempering Valve

Features

- Adjustable temperature selection with locknut to prevent tampering
- Advanced thermal actuator improves performance
- Temperature controls to ASSE 1070, down to 0.5 gpm for LFe480 & 0.25 gpm for LFG480
- Lead Free* brass body for durability & to comply with Lead Free* installation requirements
- Corrosion resistant internal components for extended life
- Integral checks with screens prevents cross flow and filter out debris
- Factory set to 105°F (41°C)

Specifications

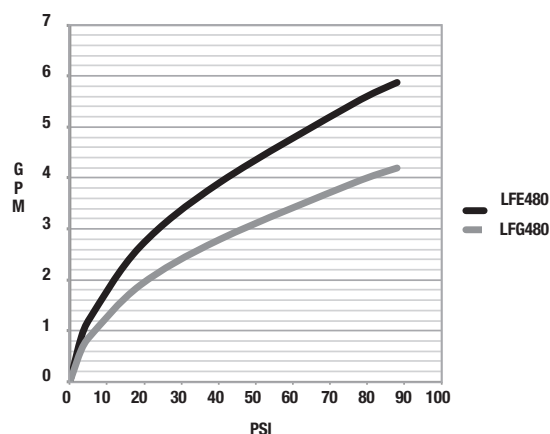
Connections	See ordering code
Maximum Operating Pressure	125 psi (861 kPa)
Maximum Hot Water Temperature	180°F (82°C)
Minimum Hot Water Supply Temperature	5°F (3°C) above set point+
Hot Water Inlet Temperature Range	120 – 180°F (49 – 82°C)
Cold Water Inlet Temperature Range	40 – 80°F (4 – 27°C)
Temperature Adjustment Range	80 – 120°F (27 – 49°C)
Minimum Flow	
LFe480	0.5 gpm (1.9 lpm)
LFG480	0.25 gpm (1.0 lpm)
Listing	ASSE 1070, IAPMO cUPC, NSF61-G
Approval	CSA B125.3

* The wetted surface of this product contacted by consumable water contains less than 0.25% of lead by weight.

+ With Equal Pressure



Flow Capacity



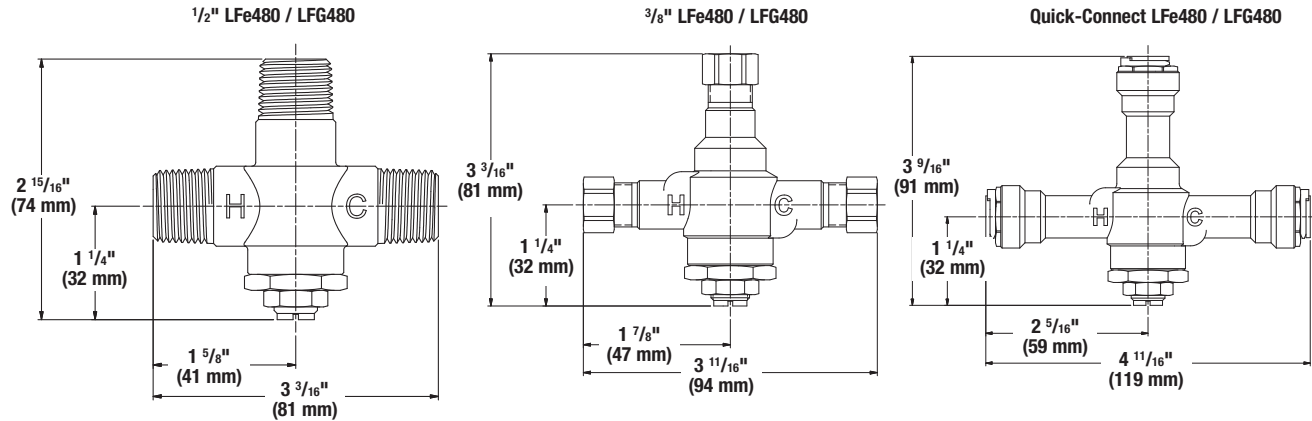
NOTICE

The information contained herein is not intended to replace the full product installation and safety information available or the experience of a trained product installer. You are required to thoroughly read all installation instructions and product safety information before beginning the installation of this product.

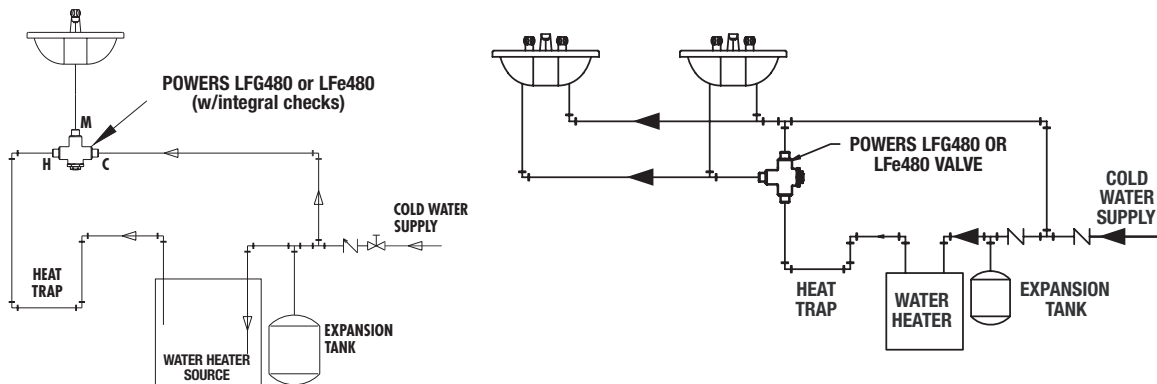
Powers product specifications in U.S. customary units and metric are approximate and are provided for reference only. For precise measurements, please contact Powers Technical Service. Powers reserves the right to change or modify product design, construction, specifications, or materials without prior notice and without incurring any obligation to make such changes and modifications on Powers products previously or subsequently sold.

POWERS™
 A WATTS Brand

Dimensions



Piping Diagram



Ordering Code

0.25 gpm minimum flow
0.50 gpm minimum flow

1/2" NPT Rough Bronze Finish
1/2" NPT Chrome Plated Finish
3/8" Compression Rough Bronze Finish
3/8" Compression Chrome Plated Finish
3/8" Quick-Connect Rough Bronze Finish
3/8" Quick-Connect Chrome Plated Finish

Order Code

LFG480
LFe480

00
01
10
11
50
51

Typical Specification

Lavatory tempering valve shall be ASSE 1070 and cUPC listed. All internal components shall be from corrosion resistant material. The valve must control each performance standard down to 0.25 gpm (1.00 lpm) for LFG480 and 0.5 gpm (1.90 lpm) for LFe480. Capacity of the valve must be 3 gpm (11 lpm) @ 45psi differential or 4 gpm (15 lpm) @ 45psi differential. Thermostatic lavatory tempering valve shall be constructed using Lead Free* brass

material which shall comply with state codes and standards, where applicable requiring reduced lead content. Control temperature must be adjustable between 80–120° F (32–43°C) with a locking nut to prevent unauthorized or accidental adjustment. The valve shall contain integral checks to prevent cross flow and inlet screens to filter debris. The valve shall be a Powers Series LFe480 or LFG480.

POWERS™

A WATTS Brand

USA: Tel: (800) 669-5430 • Fax: (847) 229-0526 • PowersControls.com
Canada: Tel: (905) 332-4090 • Fax: (905) 332-7068 • PowersControls.ca
Latin America: Tel: (52) 81-1001-8600 • PowersControls.com